



BAJA SAEINDIA

2026

REGISTRATION

GUIDELINES

aBAJA

Contents

FOREWORD.....	3
EARLY BIRD REGISTRATION SUBSIDY.....	3
TEAM ELIGIBILITY CRITERIA.....	4
TEAM SIZE.....	5
VEHICLE ELIGIBILITY CRITERIA.....	6
PROVISIONAL EVENT STRUCTURE.....	7
IMPORTANT NOTE ON RULEBOOK.....	7
REGISTRATION FEE STRUCTURE.....	8
REGISTRATION FEES WAIVERS & SUBSIDIES.....	9
REGISTRATION PROCEDURE.....	11
PAYMENT PROCEDURE.....	14

FOREWORD

Following the successful completion of the physical event of aBAJA SAEINDIA 2025 at Global Automotive Research Centre (GARC), Oragadam, Tamil Nadu and witnessing the extraordinary response from all BAJA teams, we are going ahead with registrations for the aBAJA SAEINDIA 2026 event.

This year's event marks a major step forward in aligning the BAJA SAEINDIA competition with the latest advancements in global vehicle technologies, with a specific emphasis on autonomous vehicles and automated driving. The 2026 season challenges participating teams to conceptualize, design, build, and test an automated vehicle capable of both self-driving and manual operation.

This initiative aims to encourage innovation, technical excellence, and hands-on learning in the emerging domain of autonomous mobility. The primary focus for aBAJA 2026 will be on the robustness and reliability of drive-by-wire systems. This season serves as the foundation for the long-term roadmap (2027–2030), during which the competition will consistently emphasize automated driving technologies, with incremental complexity introduced in subsequent years.

Teams participating in the 2026 event will be required to implement automated driving technologies, including (but not limited to), object detection and classification, lane detection, vehicle state estimation, drive-by-wire system integration and robust control system development.

To register your team for aBAJA SAEINDIA 2026, please click on the link provided below and submit the required details on the registration portal following the procedure mentioned in the subsequent sections.

Registration Link: <https://bajaeindia.org/team/registration>

Kindly go through the [REGISTRATION PROCEDURE](#) section before proceeding with registration.

Early Bird Registration Date	31 st October 2025 (7-9 PM IST)	2 hours
Regular Registration Start Date	1 st November 2025 (5 PM IST Onwards)	30 Days
Regular Registration End Date	30 th November 2025 (11:59 PM IST)	

Note: Registrations submitted after the early bird deadline will be processed under the regular registration category.

EARLY BIRD REGISTRATION SUBSIDY

The Organizing Committee of BAJA SAEINDIA has announced an exclusive Early Bird Registration window on the BAJA SAEINDIA website on **31st October, from 7 PM to 9 PM IST**. During this period, all registrants will be eligible for a **subsidy of up to INR 7,000/- (10% of the overall registration fees)**, subject to meeting the conditions outlined below. (Teams must complete step 1 of the [registration procedure as mentioned on page 7](#)).

Eligibility for the early bird subsidy requires meeting the following conditions:

1. Teams must register during the Early Bird window.
2. Teams must complete the **Preliminary Round payment on or before 7th December 2025, to retain their Early Bird Subsidy eligibility.**
3. Teams must complete the **Physical Round payment on or before 8th February 2026.**
4. To claim the subsidy, teams **must complete at least 20% of the Endurance Race during the Physical Round.**

5. Teams who successfully register during the Early Bird window will receive an email confirmation from BAJA SAEINDIA verifying their Early Bird registration.
6. Teams who complete the Preliminary Round payment by 7th December 2025, will receive a second confirmation email verifying their eligibility for the subsidy.
7. **The subsidy will not be applied at the time of the Physical Round payment. Instead, teams must pay the full amount upfront, and the subsidy will be reimbursed to eligible teams after the completion of the event, provided they meet all the above criteria.**

To cater to the increasing demand and align with industry trends, BAJA SAEINDIA 2026 will be conducted in four editions:

1. mBAJA – I. C. Engine Vehicle.
2. eBAJA – Battery Operated Vehicle.
3. hBAJA – hCNG-injected Engine Vehicle.
4. aBAJA – Battery Operated Automated Vehicle.

Please note that registration for all phases of mBAJA, eBAJA, and hBAJA for BAJA SAEINDIA 2026 is now closed. However, registrations for aBAJA SAEINDIA 2026 are now open, and the event will proceed with its three-phase format as detailed below:

Phase	Event	Tentative Schedule
Phase 1	Preliminary Round	January 2026
Phase 2	Virtual BAJA SAEINDIA	March 2026
Phase 3	Physical BAJA SAEINDIA	June 2026

BAJA SAEINDIA Organizing Committee reserves the right to change the dates, format, and location of the events, based on prevailing conditions at the time of the event.

There will be a one-time common registration for the aforementioned event phases of aBAJA SAEINDIA 2026. Payment will be made in two installments, the first installment of payment to be done during registration of aBAJA SAEINDIA 2026 and the second installment of payment to be done after the completion of Phase 1.

The participation of international teams will be allowed in all 3 phases of aBAJA SAEINDIA 2026 as per the guidelines. International Teams should be members of the respective association of their country (like SAE International, SAE Affiliate, Institution of Automotive Engineers, etc.).

TEAM ELIGIBILITY CRITERIA

1. All participating institutes must have an operational SAEINDIA collegiate club with *at least 50 active student members* and *2 faculty advisors* at the time of registration.
2. Colleges who have just applied for the collegiate club can also register for the event, provided they have all the relevant documents supporting collegiate club registration completion, such as *payment proof, copy of acknowledgment from SAEINDIA*, etc.
3. Students & faculty advisor(s) of the teams must have a valid SAEINDIA membership. Team members who have applied for membership can also register even if they have not received the SAEINDIA ID.
4. Teams should have an active SAE Collegiate Club bank account to complete the online registration. Teams who do not have a valid SAE Collegiate club bank account will not be eligible to receive any



prize money/subsidy. No further consideration/queries shall be entertained later.

5. **RETURNING TEAM:** The teams/colleges/institutions, who participated in the Main Physical Event of aBAJA SAEINDIA 2025 or aBAJA SAEINDIA 2024 shall be called RETURNING TEAM. Participation in the 'Main Physical Event' means, the team should have built their BAJA vehicle, brought it to the main event, and have got their team registered at Global Automotive Research Centre (GARC), Oragadam, Tamil Nadu or ARAI, Kothrud, Pune for on-site stages of the competition in aBAJA SAEINDIA 2025 or aBAJA SAEINDIA 2024.
6. **NEW TEAM:** The teams/colleges/institutions, who could not participate in the Main Physical Event of aBAJA SAEINDIA 2024 and aBAJA SAEINDIA 2025 shall be called NEW TEAM. Teams switching from one category to another shall also be considered as NEW TEAM. Additionally, the teams not covered under the RETURNING TEAM criteria shall be considered as NEW TEAM.

Note: Teams participating in aBAJA SAEINDIA 2026 alongside other categories are advised to have at least 15 separate, dedicated members for aBAJA to meet the specific demands and timelines of the event.

For details on membership or Collegiate Club, please visit www.saeindia.org or contact the below SAEINDIA representatives.

Ms. Sowmiya Assistant (Membership) – SAEINDIA asst-membership@saeindia.org	Ms. Jean Sophiya Shiny Officer – SAEINDIA shiny@saeindia.org	Mr. Anurag Ujjainkar BAJA Secretariat - Indore anurag.ujjainkar@bajasaeindia.org
SAEINDIA HQ – Contact Number: +91-44 2441 1904, +91-44 4332 7336, +91 9713224300 (Anurag Ujjainkar)		

TEAM SIZE

Team Members	5 [Minimum]	25+5* [Maximum]
Faculty Advisors	1 [Minimum]	2 [Maximum]

1. *To promote diversity amongst the teams; If the team has reached the 25 members limit, they can add 5 more female team members without any additional amount in the registration fee.
2. Teams may add up to **10 additional members beyond the 30-member limit by paying ₹1,500 per male student member and ₹1,000 per female student member** prior to the deadline that will be communicated by BAJA SAEINDIA at a later date.
3. These members must have a valid SAEINDIA membership card and should be in their 1st or 2nd year of Engineering as of 30th January 2026. They will only participate as team members and cannot take on roles such as Captain, Vice-Captain, Co-Driver, or Driver.
4. These members will be designated as Interns, and upon successful participation, they will receive an Internship Certificate, acknowledging their attendance at the event to gain practical exposure and learning experience.
5. This initiative aims to provide younger students with valuable learning and exposure at BAJA.
6. The option to add these members and make the payment will be introduced at a later stage and communicated via email.
7. Thus, the number of total team members should not exceed **40**.
8. It is mandatory for faculty advisor(s) to accompany the team during the main physical event and a minimum of 1 Faculty Advisor must be present with the team for the entire event duration.

9. It is recommended to have two Faculty Advisors: one from Mechanical or Automobile Engineering to oversee vehicle design and mechanical components, and another from a circuit or software-related discipline, such as Electrical, Electronics, Computer Science, Instrumentation, Mechatronics, or Robotics, to guide the team on electrical, electronic, and software components.
10. aBAJA teams must contain a minimum of 2 members from AI/ Communications/ Computer science/ Data Science/ Electrical/ Electronics/ Instrumentation/ Mechatronics/ Robotics and/or other similar backgrounds

Note: Based on insights from the previous edition, BAJA SAEINDIA recommends the following team structure:

- 12 members from Computer Science domains, including but not limited to Data Science, AI, IoT and ML specializations, Robotics & Automation Engineering streams.
 - 8 members from Mechanical Engineering
 - 5 members from Electrical Engineering domains including but not limited to Electronics, Instrumentation and Control Engineering specializations.
11. **aBAJA teams can comprise of members pursuing undergraduate and postgraduate studies from the same college/institution / Deemed University.**

VEHICLE ELIGIBILITY CRITERIA

A. Base BAJA Vehicle

Teams are free to:

1. Use an eBAJA 2026 event vehicle from their own institution
2. Use an older eBAJA vehicle from their own institution
3. Borrow an eBAJA vehicle from a different institution
4. Build a new base BAJA vehicle from scratch.

It's the team's responsibility to make sure that the chosen base vehicle meets the technical requirements given in the aBAJA SAEINDIA 2026 rulebook.

B. Autonomous hardware integration

- Teams should integrate the aBAJA specific additional hardware on the Base BAJA vehicle chosen, including and not limited to, brake by wire, steering by wire, sensors and controllers; without any professional external support.
- Teams are free to choose any sensors of their choice including but not limited to, monocular camera, stereo camera, LIDAR, RADAR, GNSS and IMU, as a feedback mechanism for their supervisory controller.
- Teams are free to choose any hardware as their supervisory controller and low-level controllers. For supervisory controller, we recommend you choose a hardware which has equal or better performance than a [Jetson Orin Nano Super Developer Kit](#).
- Any hardware sponsored by BAJA SAEINDIA for a particular season is subject to sponsor availability and commitment. Any such hardware sponsorship not communicated by BAJA SAEINDIA before the end of December 2025, shall be considered as null, and the teams are expected to make the necessary arrangements to get the hardware required to complete the vehicle and achieve the required functionality defined in the dynamic events section of the rulebook.
- Apart from the components that are in the base vehicle, any additional autonomous hardware added to make it an aBAJA vehicle shall be cost-capped. The combined total cost of all autonomous hardware shall be within INR 3 Lakhs.

PROVISIONAL EVENT STRUCTURE

The following table outlines the tentative list of evaluations, static and dynamic events planned for aBAJA SAEINDIA 2026 across all phases of the competition. The structure, sequence, and nature of these events are subject to revision.

Event	Description
Phase 1 Preliminary Round	Online Quiz
	Presentation
Phase 2 Virtual Round	Software Virtual World Simulation
	Drive By Wire Physical Evaluation
Phase 3 Physical Dynamic Events	Static Events
	Object Detection and Classification Event
	Hardware Design Event
	Software Design Event
	Sales Event
	Cost Event
	Safety Event
	Manufacturing Excellence Event
	Dynamic Events
	Autonomous Emergency Braking
	Lane Keep Assist
	Endurance

The final list of events, evaluation criteria, and detailed descriptions will be published in the aBAJA SAEINDIA 2026 Rulebook, which shall serve as the sole and binding reference for all event-related matters.

IMPORTANT NOTE ON RULEBOOK

The aBAJA SAEINDIA 2026 Rulebook will be released shortly and shall serve as the sole and final governing document for all technical, event, and administrative regulations of the competition.

The Rulebook shall supersede all previously issued documents, including these Registration Guidelines, official communications, and any supplementary instructions released prior to its publication. In the event of any conflict or inconsistency, the provisions stated in the aBAJA SAEINDIA 2026 Rulebook shall prevail and be treated as final and binding.

Teams are advised not to make assumptions or interpretations based on incomplete information. All queries or clarifications must be formally addressed to bajasaeindiacommunications@saeindia.org until credentials for the BAJA SAEINDIA Forum are issued and active. Teams must review the Rulebook in detail upon release and ensure strict adherence to all applicable clauses and requirements.



REGISTRATION FEE STRUCTURE

The registration fee payment must be done online through the ICICI portal positively before the above-mentioned deadlines. (The link to portal and guidelines for making the payment are mentioned in [subsequent pages](#)). Teams may be liable for penalties on registration fees if the payment is done after the deadline.

International Teams must pay the same fee in the currency as per their country, making sure the conversion of it in INR matches the respective amount mentioned in the table + taxes after deducting any additional charges for Phase 1 and Phase 2 & 3 as mentioned above.

Phase	Registration Fees
Phase 1	INR 20,000/- + 18% GST = INR 23,600
Phase 2 & 3	INR 50,000/- + 18% GST = INR 59,000

PRELIMINARY ROUND / PHASE 1		
Payment Opening Date	1 st December 2025	
Early Bird Payment Closing Date	7 th December 2025	7 days
Payment Closing Date	22 nd December 2025	22 days
VIRTUAL & PHYSICAL ROUND / PHASE 2 & 3		
Payment Opening Date	1 st February 2026	
Early Bird Payment Closing Date	8 th February 2026	8 days
Payment Closing Date	1 st March 2026	29 days

Registration Fee is NON-REFUNDABLE and will not be returned to the teams under any circumstances.

GST is applicable @ 18% for the registration fees and non-refundable, which means once SAEINDIA collects the GST, the same will be remitted to the Government within the due date and not be returned to the teams under any circumstances.

GST invoices will be issued in the below two types:

- **Unregistered category (B to C) for which the college cannot avail of ITC (Input Tax Credit).**
- **Registered Category (B to B) for which college can avail ITC – The respective college needs to submit the GST No. on ICICI eazypay portal during Payment.**

Kindly note that going forward BAJA SAEINDIA will not entertain any request related to GST Modification or B2B Invoice if the team have not submitted the above said details during payment.

SAE Collegiate Club Bank Account Details for Award Disbursement:

The SAE Collegiate Club Bank Account details entered in [Step 6 of the registration process](#) will be used for all award money and reimbursement transfers. Money will only be transferred to the SAE Collegiate Club account - no other accounts will be accepted.

Teams will have the option to update or correct bank details once again after the Phase 2 payment.

If your team does not currently have a collegiate account, you may temporarily enter a personal or alternate account, but it is mandatory to update it to the official collegiate account before finally locking your profile after Phase 2 payment, failing which prize disbursements will not be processed.

REGISTRATION FEES WAIVERS & SUBSIDIES

All the below-mentioned waivers will be applied at the time of the Physical Round payment, while all subsidies will be reimbursed after the completion of the event, provided the eligibility criteria are met.

- **All Girls Team Waiver:** For RETURNING All-Girls teams, up to 25% waiver on overall registration fees, and for NEW All Girls Teams up to 50% waiver on overall registration fees.

- **New Team Waivers:**

Teams meeting any of the following criteria below are classified as New Teams:

1. Teams entering BAJA SAEINDIA for the first time.
2. Instances where a NEW team from a college joins a new category while the RETURNING team from the same college continues participation in another category until Physical Round.
3. Teams transferring between categories and registering as NEW teams in the newly selected category.

The team meeting any one of the aforementioned criteria will be eligible for up to a 10% waiver on the overall registration fee.

- **Early Bird Registration Subsidy:** [Refer Page Number 2](#)
- **STEM Diversity Waiver:** For each additional member from AI/ Communications/ Computer science/ Data Science/ Electrical/ Electronics/ Instrumentation/ Mechatronics/ ML/ Robotics and/or other similar backgrounds added over and above the 2 required members, teams will be eligible for a Rs. 1,000 discount per member, up to a maximum of Rs. 10,000.

All waivers will be applied to the Physical Round registration fees. However, the waiver calculation will be based on the total registration fee excluding GST.

SAMPLE Calculation:

If a team qualifies for the new team fee waiver, the Physical Round fee calculation will be:

Physical Round Base Fee	₹ 50,000
New Team Fee Waiver	10% of Overall Registration fee (70,000)
10 % of 70,000	₹ 7,000
Final Amount Before Tax	₹ 43,000
GST (18%)	₹ 7,740
Total Payable Amount	₹ 50,740

If a team qualifies for the New all-girls team fee waiver, the Physical Round fee calculation will be:

Physical Round Base Fee	₹ 50,000
New All Girls Team Waiver	25% of Overall Registration fee (70,000)
25 % of 70,000	₹ 17,500
Final Amount Before Tax	₹ 32,500
GST (18%)	₹ 5,850
Total Payable Amount	₹ 38,350

If a team qualifies for the Returning all-girls team fee waiver, the Physical Round fee calculation will be:

Physical Round Base Fee	₹ 50,000
Returning All Girls Team Waiver	50% of Overall Registration fee (70,000)
50 % of 70,000	₹ 35,000
Final Amount Before Tax	₹ 15,000
GST (18%)	₹ 2,700
Total Payable Amount	₹ 17,700

NOTE: EITHER EARLY BIRD SUBSIDY OR ONE OF THE ABOVE FEE WAIVERS WILL ONLY BE APPLICABLE. .

- **aBAJA Subsidy:** The team fulfilling the following criteria will qualify to receive reimbursement equivalent to 50% of registration fees excluding the fee waiver amount:

1. Teams must attempt all the dynamic events at least once.
2. The team must complete a minimum of 75% of the endurance race.

- **Promoting Women's Inclusion Subsidy:**

If a team in Physical round includes 10 or more female participants, they will qualify for a reimbursement equivalent of up to INR 10,000 after the conclusion of the season.

NOTE: THE ABOVE WAIVER WOULD BE APPLICABLE TO ALL THE NON-ALL-GIRL TEAMS OVER AND ABOVE THE WAIVERS MENTIONED ABOVE TO PROMOTE MORE INCLUSIVE BAJA SAEINDIA

In case of any further queries/clarifications, we recommend the teams contact the below-designated officers to get those cleared and refrain from making their assumptions.

Name	Mr. S Hariharan	Mr. Joel Jo Thomas
Role	Convener, Virtual Round	Alumni Committee Head
Phone Number	+91 9977817993	+91 8078460802
Email ID	hariharan.baja@gmail.com	thomasjoeljo@gmail.com
BAJA SAEINDIA Email ID	bajasaeindiaincommunications@saeindia.org	
BAJA SAEINDIA Forum	bajasaeindiaforum.com	
BAJA SAEINDIA Website	www.bajasaeindia.org	

REGISTRATION PROCEDURE

IMPORTANT

1	The registration process is professionally administered. Hence, we request you to enter the details with utmost sanity.
2	Any duplication/ false data, if found will lead to immediate termination of that particular team member.
3	Use Google Chrome Browser & Avoid using Mobile/Tab for the online registration.
4	The team must not use common mail ID & Team Names for Participation in different categories.

1. Team Registration

- Visit <https://bajaeindia.org/team/registration>
- Enter the details as instructed in the table below.
- After filling in all the details click on **Register**.

Select Institute Name	Select the name of your Institute from the drop-down. (If the Institute Name is not listed in drop-down, then select "Other" & Enter the Institute Name in the subsequent textbox) Note: Changes in the College name will not be entertained in the future.
Institute Website	Enter the Institute Website address URL.
Select Country	Select your country from the drop-down.
Select State	Select your state from the drop-down.
Select City	Select your city from the drop-down.
Address	Full Postal Address of College/Institution
Phone No.	Enter your Phone number by selecting the correct Country code
Pin code	Enter the PIN code detail
Event Format	Select the event format (aBAJA) for which you are registering.
Team Email ID	Team email ID will be your login ID for the portal as well as your mode of communication henceforth. It is recommended to use the team's official email address. Note: Changes in the Team email ID will not be entertained in the future.
Team Name	Enter Team Name Note: Changes in the Team name will not be entertained in the future.
Password	Set a Password for your account

2. **Email verification:** An OTP will be sent to your registered mail ID. Enter the OTP and complete the verification.
3. **Teams must allow a minimum 24-hour period for all requests to be approved by BAJA SAEINDIA at each stage of the registration process.**
4. Following email verification, the registration request will be approved by **BAJA SAEINDIA**. You will be able to log in to your account only after approval. Once your registration request is approved follow the steps below.
5. Login to your Account: Go to Team Dashboard > Team Profile

6. Check Prefilled details from previous step and enter remaining details as shown below.

SAE College Club Bank Account	Enter Bank account no. of your SAE collegiate club
Name of Bank	Enter the name of Bank
Account Holder Name	Enter the name of Account holder.
IFSC Code	Enter the IFSC code
Previous year Team ID	Enter your previous year Team ID Note: Fill this section if your team has participated until the Phase 3 round of 2025 season & in case of NEW Team Enter "25000".
No. of Faculty Advisor	Enter No. of Faculty advisors at the time of registration*
No. of Team Members	Enter No. of Team Members at the time of registration*

Click on **Update**. On next page you will be asked to LOCK PROFILE. Click on **LOCK PROFILE**.

Note:

- ***Teams are to make sure that the exact number with which they will be completing the Phase 1 registration is entered here. For example, if the team has 5 members and 1 faculty advisor for Phase 1 registration, then the same numbers must be entered. The details of these individuals will have to be provided in sections 7 through 10 to complete the registration.**
- **Only After Locking Team Profile, Teams will be able to add Team Member details.**
- **Once the profile is locked, modifications are not allowed in team profile. To make any modifications teams need to raise change request with suitable justification, which will be approved by BAJA SAEINDIA, after review.**
- **Before Phase 1, teams have to register at least 5 Team members and 1 Faculty Advisor. Post Phase 1, profile of all teams will be unlocked for 1 week for addition of remaining Team Members and Faculty Advisor.**

7. Go to Team Dashboard > Team members > Click on **Add Members** button on top left corner.

First Name	Enter team member first name
Last Name	Enter team member last name
Date of Birth	Enter team member date of birth
Email ID	Enter team member email id
Current Image	Upload team member's photo.
Role in team	Enter Role in team (Suspension / Chassis / Drivetrain / Admin etc.)
SAE Membership ID	Enter team member SAE membership ID
Gender	Select team member gender
Year of Study	Enter team member year of study as on Jan 2026
Upload SAE Membership ID	Upload the SAE Membership ID card of the team member
T-shirt Size	Select the t-shirt size of the member from dropdown
Phone Number	Enter team member phone number
Program	Select team member program of study from dropdown. (Undergraduate / Postgraduate) (Only for aBAJA)
Branch	Select team member branch of study from dropdown. (If the branch is not listed in drop down, then select "Other" & Enter branch in subsequent textbox)
Blood group	Select Blood Group of the member from dropdown
Known Illness/Medical condition	Enter any known illness or medical condition of team member (NA if not applicable)
Upload College ID	Upload the College ID card of the team member
Upload Government ID	Upload the Government ID card of the team member

Note: Teams need to strictly adhere to following name format while uploading the documents: First Name_Last Name_Document Name

*Repeat the process for all Team Members.

8. On completion of Member data addition for all team members. Click on **PROCEED TO SUBMIT MEMBER TYPE.**

Captain	Select name of Team Captain from dropdown
Vice-Captain	Select name of Team Vice-Captain from dropdown
Driver	Select name of Team Driver from dropdown
Co-Driver	Select name of Team Co-Driver from dropdown

9. Click on **PROCEED TO DRIVER DETAILS**

Upload Driver License	Upload the Driver's License of Driver.
Upload Co Driver License	Upload the Driver's License of Co-Driver.

10. Click on **REVIEW**

Review all data thoroughly and click **SUBMIT**.

Note:

- **Teams have to strictly follow the Document Name format while uploading the documents.**
- **Teams will be allowed only ONCE to edit the details of the Team members.**
- **You will be able to access faculty advisor details window only after updating the details of all the team members**

11. Go to Team Dashboard > Faculty Advisor > Click on **Add Faculty** button on top left corner

First Name	Enter Faculty advisor first name
Last Name	Enter Faculty advisor last name
SAE Membership ID	Enter Faculty advisor SAE membership ID
Upload SAE Membership ID	Upload the SAE Membership ID card of the team member
Current Image	Insert Faculty advisor photo
Blood group	Enter Faculty advisor blood group
Email ID	Enter Faculty advisor email id
Phone Number	Enter Faculty advisor phone number
T-shirt Size	Select Faculty advisor T-shirt size from dropdown
Date of Birth	Enter Faculty advisor date of birth
Gender	Select Faculty advisor gender
Upload College ID	Upload the College ID card of the Faculty Advisor
Upload Government ID	Upload the Government ID card of the Faculty Advisor

Note: Teams need to strictly adhere to following name format while uploading the documents: First Name_Last Name_ Document Name

PAYMENT PROCEDURE

Go to Team Dashboard > Payment

Follow the payment procedure given in subsequent pages.

STEP 1:

- Click on the link: <https://eazypay.icicibank.com/>
- The eazypay interface for ICICI bank will open in browser.
- The “Make Payment” tab is open by default.
- In the “Search By” field select “Institution Name” option. (Selected by default).
- Enter “BAJA SAEINDIA” in the entry box and click on “GO”.

eazypay >

Search, View & Pay

Pay bills and invoices from any bank account or any card

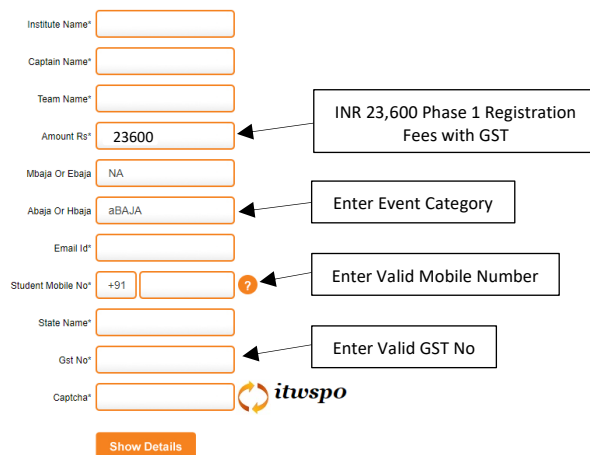
eazypay lets you pay your bills conveniently, be it your education, housing society maintenance or any other bills. You can pay your bills using Cash Deposit, Cheque Deposit, RTGS, NEFT, Net Banking or Cards.



STEP 2:

- Fill in the team details as shown below **(No special characters allowed)**.
- The amount to be entered must include the total of the Phase 1 registration fee plus 18% GST for the registered event category.
- In the field aBAJA or hBAJA - Enter “aBAJA”, in mBAJA or eBAJA - Enter “NA”.
- Click on the “Show Details” button after entering all the data.
- Team Can Enter GST no. of college or Enter N/A (Any request related to GST modification or B2B invoice will not be entertained if the team did not mention GST No. on portal during payment)


Your Search : BAJA SAEINDIA



STEP 3:

- Upon clicking “Show Details” button at the end of the previous step, an OTP (One Time Password), will be sent to the mobile number entered by you in the previous step.
- Check all the data entered by you and proceed to enter the OTP in the “OTP” box and click the “Submit” button.

Your Search : BAJA SAEINDIA

Institute Name*	XYZ
Captain Name*	ABC
Team Name*	XXX
Amount Rs*	23600
Mbaja Or Ebaja	NA
Abaja Or Hbaja	aBAJA
Email Id*	abcxyz@gmail.com
Student Mobile No*	+91 <input type="text"/>
State Name*	<input type="text"/>
Get No*	<input type="text"/>
Captcha*	<input type="text"/> fwo05f  fwo05f
<input type="button" value="Show Details"/>	

We have sent you a six digit One Time Password (OTP), please enter OTP to validate the registered mobile number or email. You will be able to view the bill only if this mobile number or email entered is registered with your biller. [Click here to regenerate OTP.](#)

OTP* 6 digit OTP

STEP 4:

- Re-check all of the data entered by you along with the payment amount.
- Go through the Terms & Conditions and check the “I read and accept Terms and Conditions” checkbox.
- Click on “Pay Now” Button.

Your Search : BAJA SAEINDIA

BAJA SAEINDIA	
Details	
Institute Name	abc
Captain Name	xyz
Team Name	ABCXYZ
Amount Rs	<input checked="" type="checkbox"/> 41300
Mbaja Or Ebaja	NA
Abaja Or Hbaja	aBAJA
Email Id	abcxyz@gmail.com
Student Mobile No	
State Name	GUJARAT
Gst No	24ABCXYZ1Z1
Bill Amount (Rs.)	23600

I read and accept [Terms and Conditions](#)

<input type="button" value="Pay Now"/>	<input type="button" value="Back"/>
--	-------------------------------------

STEP 5:

- **Indian Teams** can choose any payment mode except UPI. While **International Teams** can make the payment using the ‘Credit Card’ option.
- For all the payment modes, the total amount payable will be shown to you including Bank Payment Charges.
- Follow the instructions given on notes for any payment method you choose.
- **Note down the “Transaction ID” shown in this page. You need to enter this transaction ID in the registration portal after completing the payment.**

Select Payment Mode

Cash	Transaction ID	240916196924085
Cheque / DD	BAJA SAEINDIA	BAJA SAEINDIA
RTGS / NEFT	Amount	Rs.41300.0
Net Banking	Convenience Fee	Rs. 0.00
Debit Card	GST	Rs. 0.00
Credit Card	TOTAL AMOUNT	Rs. 23600.0
UPI	<input checked="" type="radio"/> ICICI Bank Retail <input type="radio"/> ICICI Bank Corporate <input type="radio"/> Other Bank	

STEP 6:

- After completing the payment, write a mail to bajasaehindiacommunications@saeindia.org that you have completed the payment process of “Phase 1” mentioning ‘Transaction ID’ & team details and attaching a document of payment proof.

STEP 7:

- Go to Team Dashboard > Payment. Fill below Details and **Submit**.











Name of Team	Enter team name
Your college	Select College Name from drop-down
Payment Module	Select Payment mode from drop-down
Amount	Enter the amount paid for registration
Transaction No.	Enter transaction no.

Force Majeure: The BAJA SAEINDIA 2026 Organizing Committee and SAEINDIA shall not be held responsible for non-fulfillment of the obligations under the agreement of the exigency of one or more of the force majeure events such as but not limited to the acts of God, war, flood, earthquake, strikes, lockouts, pandemics, epidemics, riots, civil commotion, scarcity, of water, electricity or such other basic facilities etc., and shall inform the participating colleges on the occurrence and cessation of the event within one week of such decision being made. If the force majeure conditions continue beyond a reasonable period where running the event is not feasible either due to the force majeure conditions or any other reasons, the event may be canceled for the year. The “Force Majeure Events” are:

- Earthquake, flood, inundation, and landslide, storm, tempest, hurricane, cyclone, lightning, thunder, pandemics, epidemics or other extreme atmospheric disturbances or any other act of God.
- Strikes, labor disruptions or any other industrial disturbances not arising on account of the acts or omissions of the organizers, war, hostilities (whether declared or not), invasion, act of a foreign enemy, terrorism, rebellion, riots, weapon conflict or military actions, civil war, ionizing radiation, contamination by radioactivity from nuclear fuel, any nuclear waste, radioactive toxic explosion, volcanic eruptions, or other such occurrences beyond the control of the organizers.
- Acts of expropriation, compulsory acquisition, or takeover by any government agency of the said venue where the event is to be held or any part there.
- Any prohibitory order of any Court

ALL THE BEST TO ALL THE PARTICIPATING TEAMS!!

Our Sponsors

Title	Principal Host	Platinum	Diamond Host
			
Gold	Platinum Host		Silver
			
Event	Start-up Associate	Inkind Sponsor	
			
Assessment Partner	Media Partner	Supported By	
